

ChartType.Area

Description

Enumerations for area chart types

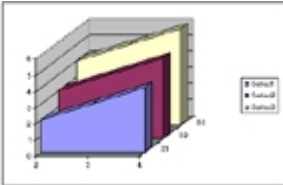
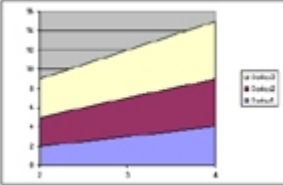
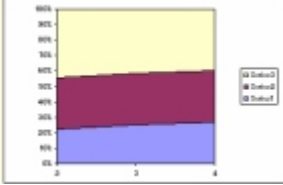
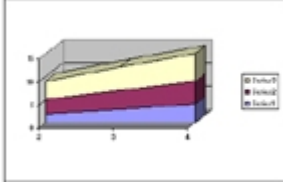
C#

```
public sealed class Area : ChartPrototype
```

vb.net

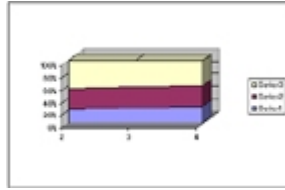
```
Public NotInheritable Class Area
    Inherits ChartPrototype
```

Values

Name	Description
Area3D	Area chart with 3-dimensional visual effect. 
Stacked	Stacked area chart. Displays the trend of the contribution of each value over time or categories. 
Stacked100Percent	100% stacked area chart. Displays the trend of the percentage each value contributes over time or categories. 
Stacked3D	Stacked area chart with 3-dimensional visual effect. 

Stacked3D100Percent

100% stacked area chart with 3-dimensional visual effect.



StandardArea

Standard area chart. Displays the trend of values over time or categories.

